



### District Report Card: 2017


<b>State:</b> Jammu And Kashmir	<b>District:</b> Kathua
<b>Class:</b> 3	<b>Subject:</b> Language
<b>Schools:</b> 59	<b>Students:</b> 451


### Participation/Coverage


#### Students

<b>GENDER</b> 	Boys		Girls	
	Number	%	Number	%
	256	56.76	195	43.24

<b>AREA</b> 	Rural		Urban	
	Number	%	Number	%
	423	93.79	28	6.21

<b>CATEGORY</b> 	SC		ST		OBC		GEN	
	Number	%	Number	%	Number	%	Number	%
	153	33.92	85	18.85	28	6.21	185	41.02

<b>CWSN</b> 	LD	VI	HI	S&LD	ID	Oth
	0	0	0	1	0	0

<b>Management</b> 	Government		Government-aided	
	Number	%	Number	%
	451	100.00	0	0.00

### Average Performance of Students in Language (%)

Overall	Gender		Area		Management		Social Group			
	Male	Female	Rural	Urban	Govt.	Aided	SC	ST	OBC	GEN
56.84	55.03	59.21	56.60	60.48	56.84	0.00	56.95	51.45	65.00	57.98

## Performance on Learning Outcomes (LOs)

Learning Outcomes	Description	Average Performance(%)
L304	Reads small texts with comprehension i.e., identifies main ideas, details, sequence and draws conclusions	59.89
L312	Reads printed scripts on the classroom walls: poems, posters, charts etc.	50.73

Range of Performance of Students who Answered Correctly							
Below 30%		30% - 50%		50% - 75%		Above 75%	
Number	%	Number	%	Number	%	Number	%
81	17.96	109	24.17	130	28.82	131	29.05

## Lowest Performing Learning Outcomes (LOs)

1 - Reads printed scripts on the classroom walls: poems, posters, charts etc. (50.73)

2 - Reads small texts with comprehension i.e., identifies main ideas, details, sequence and draws conclusions (59.89)